

ClassDojo

Making Classroom
Management Easy!



Why I use ClassDojo

Students “buy in” quickly.

Focus on positive.

Students are accountable for choices.

Automatically documents problem areas.

Easy to customize for my needs.

Parents are kept in the loop.

Reports make it easy to complete social skills reports.

Dojo goes with us when we leave the room.



Concerns I started with . . .

I believe students should become independent and intrinsically motivated.

Families have changed in the last 20 years. Home rules and school rules are often dramatically different. Dojo helps to make the school expectations clear. It also helps me be consistent in my classroom management, which is good for my students! Dojo is a motivator and helps kids practice those behaviors we want to encourage.

I believe student behavior should be private. I don't like displaying points.

There are several options for how you display points. I display the student's combined points. I give FAR more positive than negative points, and the kids like to see their totals grow during the day. If a student is having an extraordinarily bad day, the dojo points can be tricky. I have found the other kids see the decline in dojo points as a strong deterrent to misbehavior.

I reset the points EVERY DAY because every day should be a fresh start.

I'm already too busy. How can I find time for one more thing?

Once dojo becomes a habit, it takes almost no time. I can dojo and teach at the same time. It actually saves me time in correcting student behavior.

ClassDojo Data Privacy FAQs

Who can view the information teachers enter about a student?

Only teachers of that student's class, parents or guardians connected to that particular student, and the student themselves can see the feedback data.

Where is my child's data stored?

ClassDojo uses bank-grade security at the software and network level to ensure all data is transmitted securely. Data is stored in highly secure, access-controlled data centers operated by partners with years of experience in designing and operating military-grade large-scale data centers.

How long do student achievement profiles last?

Student profiles last until a parent or teacher requests that they are deleted. ClassDojo will be updating this policy to be even safer and more pro-user in January 2015.

Will my or my child's information ever be sold, shared or rented to other organizations?

Whether you are a teacher, parent, or student, your personal information is yours. ClassDojo never sells or rents users' personally identifiable information to third parties for any reason.

Will ClassDojo ever sell advertising targeted at my child?

ClassDojo has included legal language in its Privacy policy which states clearly that they will never sell advertising directed at your child.

How does ClassDojo comply with COPPA?

ClassDojo has thoroughly vetted all its data practices and privacy principles with TrustE, the world's leading online security certification provider. TrustE has awarded ClassDojo their seal of approval for COPPA-compliance, posted at <http://www.classdojo.com/privacy>.

How does ClassDojo comply with FERPA?

ClassDojo stores some limited information that may qualify as 'Educational Records' under the Family Educational Rights and Privacy Act ("FERPA"). In accordance with FERPA, ClassDojo uses such Educational Records only to provide its service to students, their parents and their teachers, and does not sell or rent this information to any third parties. Furthermore, ClassDojo will never share your educational records, except for in limited ways as per our [Privacy Policy](#), to help provide the best service we can. Lastly, the service enables students and/or their parents to access and review their own such Educational Records at any time.



How I use ClassDojo in my classroom

I start with Boys Town skills and then add things that become problems for our class. Being ready on time, having a clean desk, turning in neat work, or remembering to put your name on your paper are behaviors that Dojo can help improve!



I use Dojo ALL the time so kids are getting immediate feedback. I find it is less effective to add or subtract points later.

I use the app on my phone to Dojo from anywhere! I can award points while working with a small group (that really gets everyone's attention), while in the hall, or on a field trip.

Customize Your Class

From your home page, add a class or click on the wheel of the class you want to edit.

Click on students to add, change, or delete a student.

You can click on an individual student's avatar to change their avatar.

You can even upload your own images! Any jpg or png file will work.

Click on parents to send email invites to parents.

Click on behaviors to edit your behaviors.

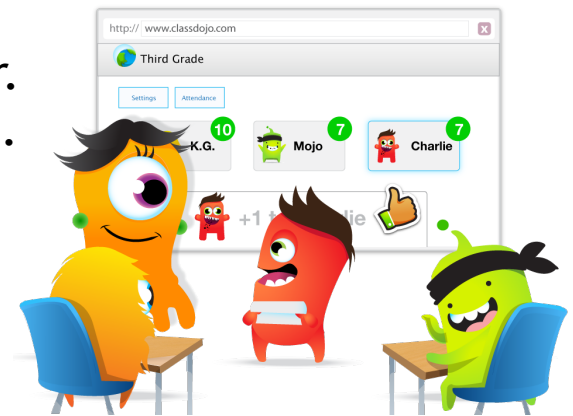
You can weight the behavior points.

Icons can be changed, but are limited to the icons in the program.

Click on sharing to share your class with another teacher.

This is a great option for team teaching or rotations.

If you share a student with a special education teacher, sharing is a great way to share important data with each other!





Engaging parents easily!

- Parents can connect by downloading the app or setting it up through the website.
- They will receive notifications through the app or by email.
- Parents see how their kids have behaved at school, which adds a layer of accountability for the students.
- Comment feature allows you to communicate with parents about their child's specific behaviors.
- Parents aren't surprised at conferences or report card time!
- Message feature allows you to send text-like messages to all parents or one individual.
- Connect parents through email invites or printed codes.



Coming soon . . . ClassStory will allow you to post pictures and messages about your class. It will look much like a closed Facebook group, but without the privacy issues!

New Feature: Groups!

Now you can easily place your students in dojo groups to match the activity in your classroom. They can earn points as a group that will automatically be added to their daily report.

Students can be placed in more than one group.

You could create table groups, reading groups, lunch groups . . .



Your Secret Weapon: Reports

All student points are stored in reports. When you clear the points on the main screen, they are never really gone!

Click on reports.

Sort students by:

- first name
- last name
- % positive
- most positives
- most needs work
- highest combined

Choose your date range:

- today
- yesterday
- this week
- last week
- this month
- last month
- all time
- custom

Print reports:

Click print, then choose the students who need a printed report.

*Click “Limit reports to one page per student.”

This will give you just the donut report.

If you want list of specific behaviors awarded, do not check this option.

Beware: This may be a very long report!



What to do with the points?

Classroom economy

Goal setting based on percentages

Group rewards

Milestone rewards (100 point club, etc.)

Classroom privileges (sit by a friend, choose a chair, etc.)

Daily high pointer

Give your class ownership and let them help you decide how to use points.

Search Pinterest or Teachers Pay Teachers for tons of great ideas!



Ready to play with ClassDojo?



Get out your smartphones, tablets, or laptops!

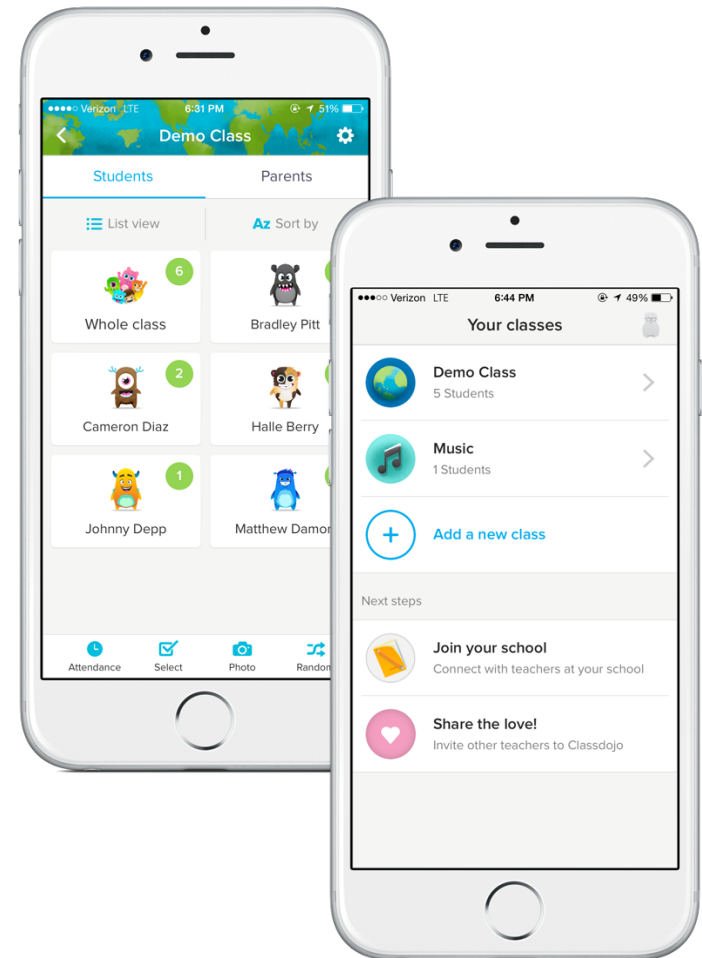
- Download the ClassDojo app on any iOS or Android device!
- Or sign up on the web at [ClassDojo.com](https://www.classdojo.com)

The first few steps are quick


Play around with the Demo Class to see how easy it is to give students feedback.

Create your class and enter your students!

Join your school to see who else is using ClassDojo!



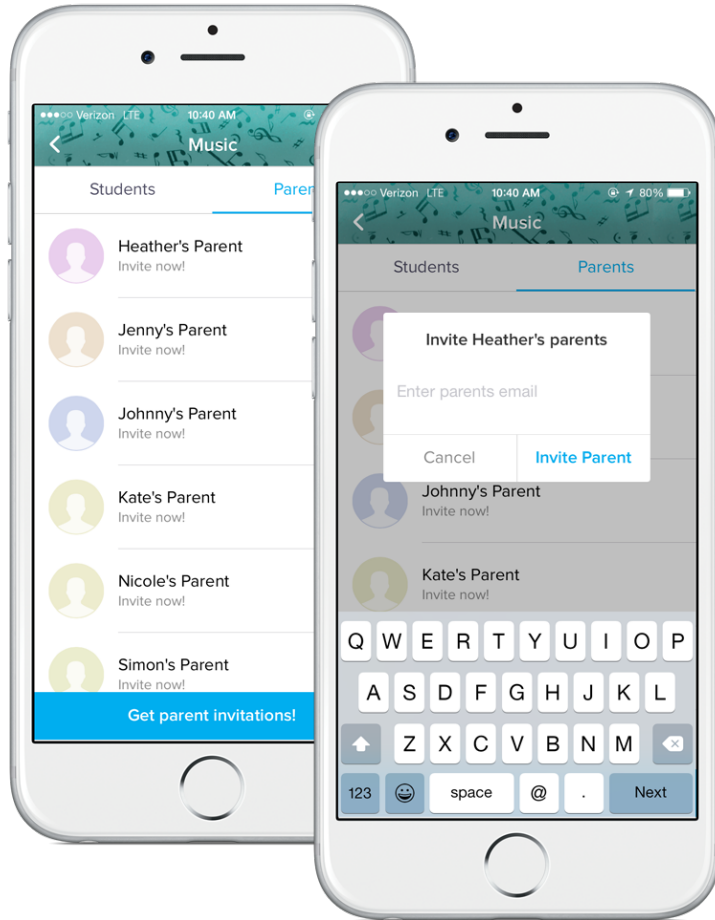
How will you introduce ClassDojo to your students?



Show students their monsters and discuss which skills you'll be encouraging!

[Student Introduction Video](#)

How will you sign up parents?



Once you feel comfortable with ClassDojo, having parents on board is extremely helpful!

Easily invite parents by clicking on the 'parents' tab.

You can either print invites to send home or send an invite directly to their email/cell.

6 top teacher tips



Customize feedback

Encourage the skills and traits most important for your class



Turn up the sound

Let students see and hear the encouragement in class :)



Use the 'Randomizer'!

Mix it up by calling on students with ClassDojo's 'Randomizer'!



Share photos

Share classroom moments and students' work with parents



Set goals

Set weekly goals to encourage your class to grow



Select multiple students

Give points quickly to groups or tables

Helpful resources that will make your life easier :)

Visit [ClassDojo.com/Resources](https://www.classdojo.com/resources) for wonderful free resources:

- Troubleshooting and How-to's
- Classroom decorations!
- Introduction letter for parents
- Overview and FAQ for admin





ClassDojo is a really useful teacher tool.
Feel free to email or call me if you need some help!
The ClassDojo team is also very helpful and can be reached at
hello@classdojo.com